


# CLOPAY COMMERCIAL – MODELS 525, 525V, 525S industrial series



## RIBBED STEEL DOORS

Available non-insulated (525) or insulated (525V/525S) with environmentally safe polystyrene insulation conformed to panel. Ideal for commercial and industrial building applications.

- Polystyrene insulation available on 525V and 525S.
- 3-stage paint process delivers a virtually maintenance-free finish.
- Tog-L-Loc® advanced design, eliminates the need for antiquated welds and rivet construction, improving rust and leak prevention.
- Injection-molded lite frames with integral weatherseal are durable and seal against the elements. Many glass options available for visibility, privacy or energy efficiency.




Panels are preprimed inside and out to inhibit rust. Hot-dipped, galvanized steel is painted with primer and given a tough oven-baked polyester top coat to provide the most rust-resistant steel door available. Ten-year warranty against rust-through.

## PANEL DESIGN



Deep Ribbed

## COLOR OPTIONS



Standard White



Chocolate

Due to the printing process, colors may vary.

## CUSTOM PAINT OPTION



Color Blast® offers more than 1,500 Sherwin-Williams® color options to complement your building design. This durable two-part paint system has been thoroughly tested and is backed by a five-year warranty.

Due to solar reflective formulation to meet greater than a 38 LRV, some colors may not be available.

## FEATURES

### STANDARD HARDWARE

- TPE astragal in aluminum retainer
- Commercial 10-ball steel rollers (nylon tires available)
- Steel step plate and lift handle
- Galvanized steel end stiles
- Inside slide lock for increased security
- 2" (50.8 mm) or 3" (76.2 mm) track
- 10,000 cycle springs
- Galvanized aircraft cable with minimum 7:1 safety factor
- Variety of track configurations to meet building specifications

### MATERIALS AND CONSTRUCTION


Panel Thickness	2" (50.8 mm)
Insulation	1-3/8" (34.9 mm) polystyrene (Available on Models 525V, 525S)
R-value	6.6*
Joining System	Tog-L-Loc®
Exterior Steel	25 gauge (.019" min.) (.48 mm)
Interior Cover	Vinyl backing (Available on Model 525V) Painted steel back cover (Available on Model 525S) 30 gauge (.12" min.) (.305 mm) 24 gauge (.023" min.) (.58 mm) optional
Exterior Design	Smooth steel, deep ribbed
Max Width	20'2" (6.2 m)
Max Height	18' (5.5 m)
Exterior Colors	Standard White and Chocolate. Also available in Color Blast®
Interior Color	Standard White
Limited Warranties	10-year rust-through 1-year materials and workmanship

\*Calculated door section R-value is in accordance with DASMA TDS-163.

For special sizes, applications and options, consult Commercial Information Assistance (CIA) at 1-800-526-4301.

## ADDITIONAL OPTIONS

### WINDOW OPTIONS



24" x 6"



24" x 12"



Full-View

Glazing options for the 525 include DSB, plexiglass, tempered, wire and insulated glass. Prepainted full-view sections in Standard White or Chocolate finish are available in only DSB, plexiglass, wire glass or tempered glass. Insulated glass is not available in full-view sections on 525 doors due to weight.

### HEAVY-DUTY HARDWARE (where not standard)



Double-end hinge



3" Track



Outside keyed lock

### EXHAUST PORT



Can be cut into any type of sectional door. Available in select sizes.



WindCode® reinforcement available up to W1 design pressure (DP) 14 PSF, depending on size. Doors tested 50% greater than DP.

### HIGH CYCLE SPRINGS



25,000, 50,000 or 100,000 cycle springs available.

### DISTRIBUTED BY:



For more information on these and other Clopay products, call 1-800-526-4301 or visit [clopaycommercial.com](http://clopaycommercial.com)



©2018 Clopay Building Products Company, Inc., a Griffon company.



CMDC-0525-02\_REV1118